

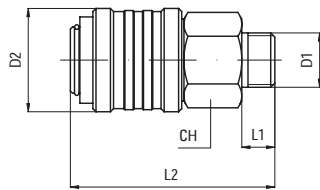
GU 10

Giunto con filetto maschio

Male coupling

Coupleur mâle

Einschraubkupplung



Tipo	D1	D2	L1	L2	CH	g
11 00 14	G1/4	23,5	10	52	20	88
11 00 38	G3/8	23,5	11	52	20	92
11 00 12	G1/2	23,5	11	52	24	118

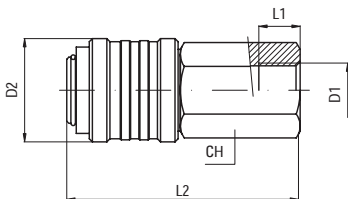
GU 10

Giunto con filetto femmina

Female coupling

Coupleur femelle

Aufschraubkupplung



Tipo	D1	D2	L1	L2	CH	g
12 00 14	G1/4	23,5	10	57	20	109
12 00 38	G3/8	23,5	11	58	20	104
12 00 12	G1/2	23,5	11	60	24	134

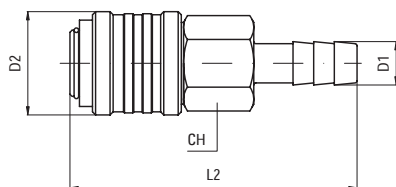
GU 10

Giunto con portagomma

Coupling with hose connection

Coupleur avec douille cannelée

Kupplung mit Schlauchanschluß



Tipo	D1	D2	L2	CH	g	
13 06 00		6	23,5	70	20	92
13 09 00		9	23,5	70	20	93
13 13 00		13	23,5	70	20	107

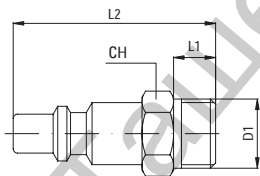
GU 11

Innesto Italia con filetto maschio

Male plug, Italian profile

Embout mâle, profil italien

Einschraubverschlußnippel,
italienisches Profil



Tipo	D1	L1	L2	CH	g
20 00 14	G1/4	8	37,5	14	17
20 00 38	G3/8	9	40	19	28
20 00 12	G1/2	10	40,5	24	43

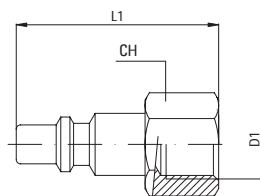
GU 11

Innesto Italia con filetto femmina

Female plug, Italian profile

Embout femelle, profil italien

Aufschraubverschlußnippel,
italienisches Profil



Tipo	D1	L1	CH	g
21 00 14	G1/4	39	17	23
21 00 38	G3/8	41	19	26